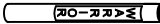













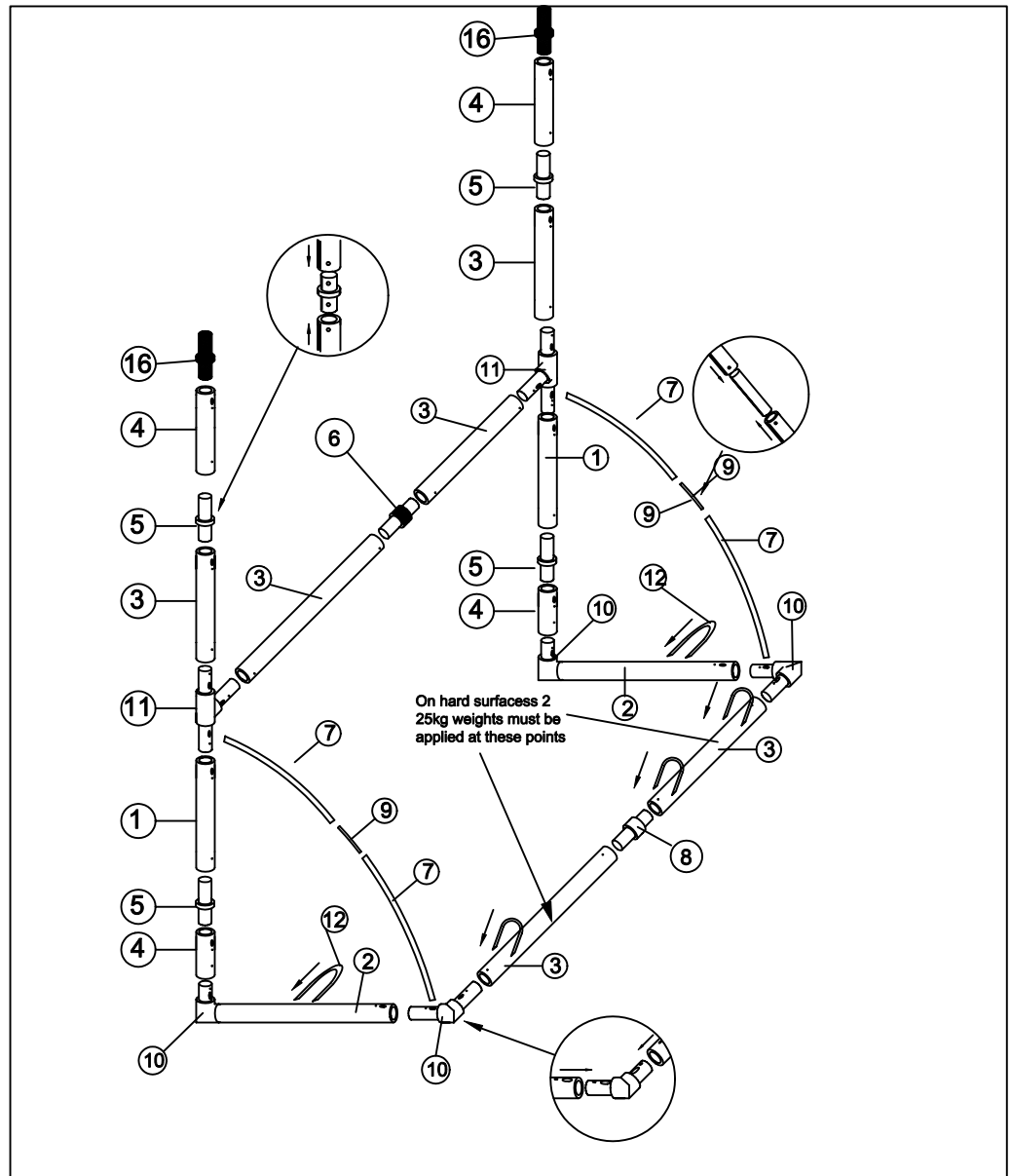
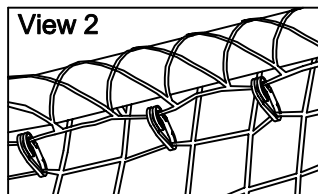


## COMPONENT CHECKLIST AND ASSEMBLY INSTRUCTIONS

COMPONENT	No	Qty
	1	2
	2	2
	3	6
	4	4
	5	4
	6	1
	7	4
	8	1
	9	2
	10	2
	11	2
	12	5
NET	13	1
 QUICK CLIPS	14	1 bag
BAG	15	1
	16	2



### Points to note when assembling the goal:

1. Always check for damage before use and replace any damaged parts immediately.
2. Select the tubes (2 & 4) with the holes in, to match corners with holes.
3. On the tension bar assembly, item 9 fits half and half into item 7, when assembled fit as below
4. Fit the tension bar last by inserting one end into the hole in the top corner of the goal. Bend the tension bar and insert the opposite end into the hole in the base corner. Repeat at the opposite end of the goal. This may distort the tubing slightly. It is designed to do so.
5. Secure the net all round the goal posts with the quick clips, by wrapping the net over the post and clipping on the inside. (see View 2). The square mesh of the net must be fitted over part no. 11.
6. Coloured chord denotes top of net.
7. Ensure that the posts are upright and the crossbar is level before securing with five staples at approximately 45 degrees.
8. When the main post frame has been secured place the extra tubing parts 3 on the verticals to produce the mini gaelic goal.

### It is recommended that the following safety procedures are adhered to at all times:

1. Place the ground anchors over the base tubes at the positions shown above. On hard surfaces use at least two 25kg weights, apply from the rear of the goal onto the back bar approximately 1/4 of the way along from each corner.
2. The net must be fitted at all times.
3. Do not climb or swing on the goals.
4. When the goal is not in use dismantle and store in a secure dry area.
5. This goal is only suitable for Gaelic / Hurling games only.

**WARNING** Not suitable for children under 3 years of age due to small parts, (i.e. quick clips).

B.G. SPORTS INTERNATIONAL LIMITED - Walton Street - Colne - Lancashire BB80EA

Tel: 01282 860077 Fax: 01282 860033

Email : [info@sambasports.co.uk](mailto:info@sambasports.co.uk) Web site: [www.sambasports.co.uk](http://www.sambasports.co.uk)